


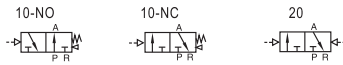
Air valve(3/2 way)



3A300 Series



Symbol

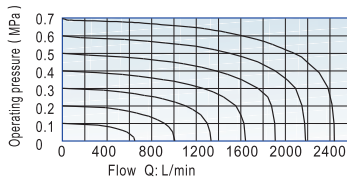


Product feature

1. Structure in sliding column mode: good tightness and sensitive reaction.
2. Double air control valves have memory function.
3. Internal hole adopts special processing technology which has little attrition friction, low start pressure and long service life.
4. No need to add oil for lubrication.
5. Multi-mounting helps to install and apply.
6. Integrate with the manifold to save installation space.

Flow chart

Model: 3A310-10-NO



Inner structure

3A310

3A310

No.	Item	No.	Item	No.	Item
1	Bottom cover gasket	5	Spool	9	Piston
2	Spring	6	Body	10	Pilot body
3	Bottom cover	7	O-ring	11	Piston O-ring
4	Bottom cover screw	8	Wear ring	12	Piston screw

Specification

Model	3A310-08	3A320-08	3A310-10	3A320-10
Fluid	Air(to be filtered by 40 μm filter element)			
Acting	Exterior control			
Port size ①	In=Out=1/4"		In=Out=3/8"	
Orifice size	25.0mm ² (Cv=1.35)		30.0mm ² (Cv=1.67)	
Valve type	3 port 2 position			
Lubrication ②	Not required			
Operating pressure	0.15~0.8MPa(21~114psi)			
Proof pressure	1.5MPa(215psi)			
Temperature °C	-20~70			
Material of body	Aluminum alloy			
Max. frequency ③	5 cycle/sec			

- ① PT thread, NPT thread and G thread are available.
- ② Once lubricated air is used, continue with same medium to optimise valve life span. Lubricants like ISO VG32 or equivalent are recommended.
- ③ The maximum actuation frequency of no-load state.

Ordering code

3A 3 10 NO P

Model

3A: Air Valve(3/2 way)

Thread type

P: PT
T: NPT
G: G

Code

3: 300 Series

Acting type

Valve type	Acting type
10	NC: Normally close
20	NO: Normally open
	NO code

Valve type

10: Single air control
20: Double air control

Port size

08: 1/4"
10: 3/8"

Please refer to 69 for manifold specification and the order way.

Dimension

3A310

3A310

3A310

3A310