

Solenoid valve(Accessories)



Manifold



Manifold

Product feature

1. It is available to integrate the direction control valves of the same series to form value group to save space and cost.
2. It is easy to examine when there are faults owing to the unified air intake and exhaust and unified wiring.
3. Flexible combination and strong expansion capability can make any combination or expansion on of the numbers of direction control valves that are connected.

Specification

Item\Manifold Model	100M	200M	300M
Fluid	Air(to be filtered by 40 μ m filter element)		
Temperature °C	-20~70		
Adaptable valve's series	3V100 Series	3V200 Series	3V300 Series

Ordering code

Ordering code contains the two parts of the manifold's and the blank plate's.

1 Ordering code for manifold

3V100M 5F P

Model	3V100M: 100 Series manifold 3V200M: 200 Series manifold 3V300M: 300 Series manifold
Thread type	P: PT T: NPT G: G
Number of stations	1F: 1 Station 2F: 2 Station 16F: 16 Station

2 Ordering code for blank plate

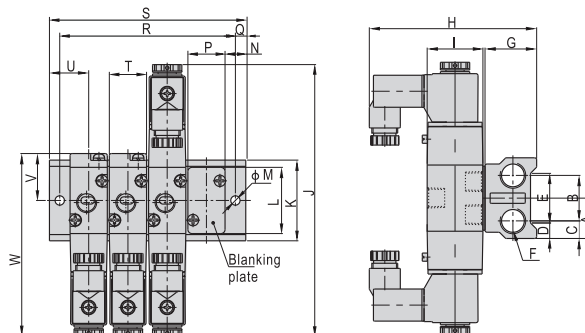
P-3V100M R2

Model	3V100M: 100 Series manifold 3V200M: 200 Series manifold 3V300M: 300 Series manifold
Code	R2: Blank plate for manifold

- Remark: 1. Manifold kits contains manifold, seal and screw.
2. Blank plate kits contains blank plate and screw.

Dimensions

With 3V solenoid valve



Model\Item	A	B	C	D	E	F	G	H	I	J	K	L	M	N	P	Q	T	U	V	W
3V100M	19.5	22	8.5	7.5	24	1/4"	25	81	27	131.4	39	32	4.5	10	18	5	18	19	22.7	88.4
3V200M	22.5	25	10	8	29	1/4"	25	92.7	35	162.4	45	40	4.5	12	22	6	22	23	27.7	109.1
3V300M	26	28	12	8	36	3/8"	29	99.2	40	174.8	52	47	4.5	13.5	27	6	27	27	32.5	119.9

Model\Item	R															
	1F	2F	3F	4F	5F	6F	7F	8F	9F	10F	11F	12F	13F	14F	15F	16F
3V100M	28	47	66	85	104	123	142	161	180	199	218	237	256	275	294	313
3V200M	34	57	80	103	126	149	172	195	218	241	264	287	310	333	356	379
3V300M	42	70	98	126	154	182	210	238	266	294	322	350	378	406	434	462

Model\Item	S															
	1F	2F	3F	4F	5F	6F	7F	8F	9F	10F	11F	12F	13F	14F	15F	16F
3V100M	38	57	76	95	114	133	152	171	190	209	228	247	266	285	304	323
3V200M	46	69	92	115	138	161	184	207	230	253	276	299	322	345	368	391
3V300M	54	82	110	138	166	194	222	250	278	306	334	362	390	418	446	474



Solenoid valve(Accessories)



Manifold



Product feature

1. It is available to integrate the direction control valves of the same series to form value group to save space and cost.
2. It is easy to examine when there are faults owing to the unified air intake and exhaust and unified wiring.
3. Flexible combination and strong expansion capability can make any combination or expansion of the numbers of direction control valves that are connected.

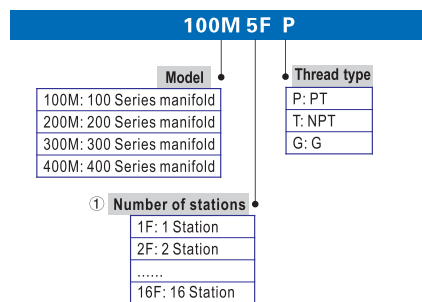
Specification

Item\Manifold Model	100M	200M	300M	400M
Fluid	Air(to be filtered by 40 μm filter element)			
Temperature °C	-20~70			
Adaptable valve's series	4V100 Series	4V200 Series	4V300 Series	4V400 Series

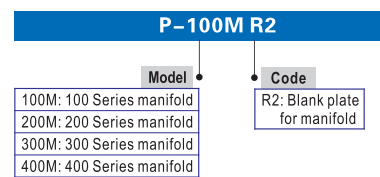
Ordering code

Ordering code contains the two parts of the manifold's and the blank plate's.

1 Ordering code for manifold



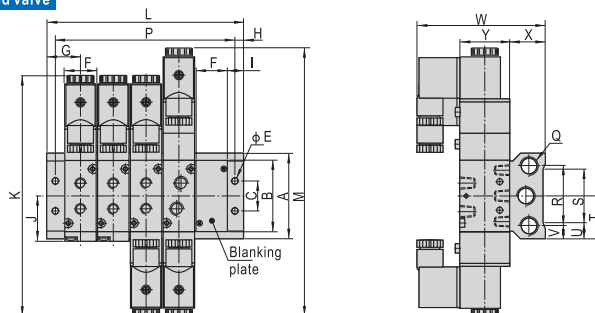
2 Ordering code for blank plate



① 100M, 200M series have a maximum of 16 stations ; 300M series have a maximum of 12 stations; 400M series have a maximum of 8 stations.

Dimensions

With 4V solenoid valve



Model\Item	A	B	C	E	F	G	H	I	J	K	M	Q	R	S	T	U	V	W	X	Y
100M□F	58	43.2	20	4.5	18.3	19	5	10	28.2	139.4	154.5	1/4"	40	30	29	14	9	79	25	27
200M□F	61	50.7	21	4.5	22.4	23	6	12	31.7	170	189	1/4"	43	32	30.5	14.5	9	93	27	35
300M□F	75	64.8	26	4.5	27.3	27	6	13.5	40	188.8	208	3/8"	53	48	37.5	13.5	11	99.5	30	40
400M□F	104	94.5	32	5.5	34.3	31.5	7	14.5	57	221.8	243	1/2"	68	63	52	18.5	18	112.5	38	50

Model\Item	L															
	1F	2F	3F	4F	5F	6F	7F	8F	9F	10F	11F	12F	13F	14F	15F	16F
100M□F	38	57	76	95	114	133	152	171	190	209	228	247	266	285	304	323
200M□F	46	69	92	115	138	161	184	207	230	253	276	299	322	345	368	391
300M□F	54	82	110	138	166	194	222	250	278	306	334	362	-	-	-	-
400M□F	63	98	133	168	203	238	273	308	-	-	-	-	-	-	-	-

Model\Item	P															
	1F	2F	3F	4F	5F	6F	7F	8F	9F	10F	11F	12F	13F	14F	15F	16F
100M□F	28	47	66	85	104	123	142	161	180	199	218	237	256	275	294	313
200M□F	34	57	80	103	126	149	172	195	218	241	264	287	310	333	356	379
300M□F	42	70	98	126	154	182	210	238	266	294	322	350	-	-	-	-
400M□F	49	84	119	154	189	224	259	294	-	-	-	-	-	-	-	-