

GZ Series safe on-off valve



■ Specification

Model	GZ200-06	GZ200-08	GZ300-08	GZ300-10	GZ300-15	GZ400-10	GZ400-15
Fluid	Air						
Port size	1/8"	1/4"	1/4"	3/8"	1/2"	3/8"	1/2"
Exhaust port size	1/4"		3/8"			1/2"	
Acting type	Manu						
Valve type	3 port 2 way						
Pressure range	0~0.9MPa(0~130Psi)						
Proof pressure	1.5MPa(215Psi)						
Temperature range	-20~70℃						
Operation angle	90°						
Suitable F.R.L type	GC200-06	GC200-08	GC300-08	GC300-10	GC300-15	GC400-10	GC400-15

■ Ordering code

GZ300	—	10	—	P
--------------	----------	-----------	----------	----------

Model	Port size
GZ200: 200 Series Safe on-off valve	06: 1/8" 08: 1/4"
GZ300: 300 Series Safe on-off valve	08: 1/4" 10: 3/8" 15: 1/2"
GZ400: 400 Series Safe on-off valve	10: 3/8" 15: 1/2"

Thread
P: PT
T: NPT
G: G

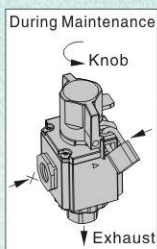
Note: When it is used with F.R.L. combination, extra mounting bracket needed. Please refer to PII-18 for order detail.

■ Symbol



■ Product feature

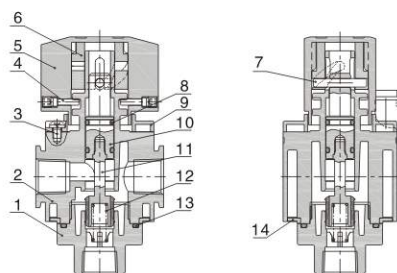
1. It is module design and can be used with G series F.R.L. combination by bracket;
2. This valve can be used as manual 3/2 way valve;
3. The working indication mark (EXH/SUP) can be checked by eyes;
4. This valve meets the standard on installation conducted by operator specified by OSHA (Occupational Safety & Health Administration).



When the machinery is maintained and serviced, the purge valve (Safe on-off valve) for remaining pressure shall be used to eliminate the remaining pressure when the air source is cut off.

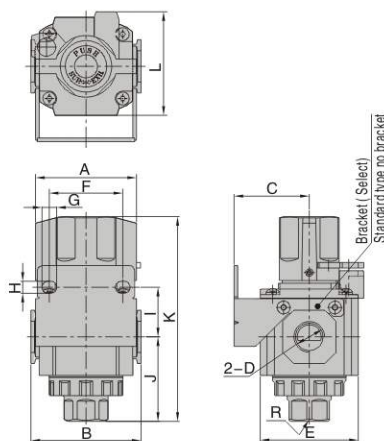
During this operation, the unconscious operation of a third part will cause pressurizing of the end of the pipeline and sudden machinery actuation of cylinder and other devices, which will cause operator injuries. Therefore, it is stipulated that all the operations for this aim must be added with a lock to prevent the operator injuries caused by unconscious operation of a third part.

■ Inner structure



NO.	Item	NO.	Item
1	Valve cap	8	O-ring
2	Body	9	Cover
3	Screw	10	Spool
4	Operating screw	11	Plug
5	Adjusting screw	12	Spring
6	Special screw	13	O-ring
7	Fixing plate	14	Cover

■ Dimensions



Model	GZ200		GZ300			GZ400	
Item	06	08	08	10	15	10	15
A	42		55			65	
B	47		60			75	
C	30		41			50	
D	1/8"	1/4"	1/4"	3/8"	1/2"	3/8"	1/2"
E	40		53.4			64	
F	27		40			55	
G	8.5		8			11	
H	5.5		6.5			8.5	
I	23		27			33.5	
J	36.5		46			58.5	
K	89		112.5			134	
L	42.5		56.5			66	
R	1/4"		3/8"			1/2"	